

# YouTubeTV

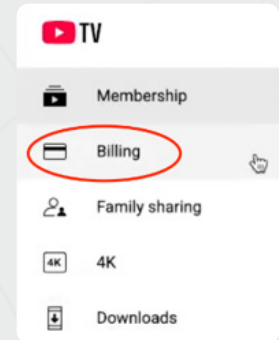
## HOW TO CHANGE YOUR PAYMENT METHOD

### STEP 1

Visit [tv.youtube.com](https://tv.youtube.com) and sign in. Click on the profile icon in the top right corner to open the dropdown menu and click **Settings**.

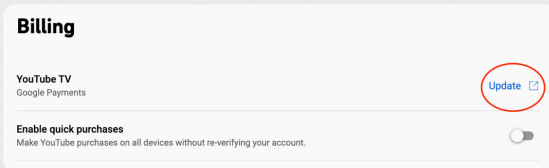
### STEP 2

From the left side menu of the My Account page, click **Billing**.



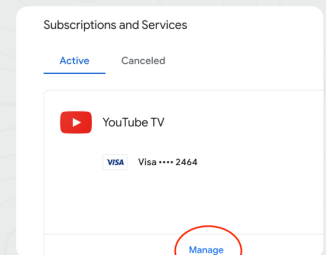
### STEP 3

On the Billing page, click **Update** next to Youtube TV.



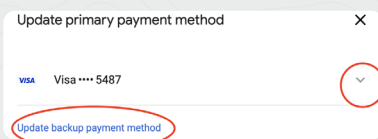
### STEP 4

The Subscriptions & Services window will open in a new browser. Click **Manage**.



### STEP 5

Under How You Pay click **Change Payment Method**. Click Update Backup Payment Method.



### STEP 5

Click **Add Credit or Debit Card** and enter your new Streaming Rewards card information and click **Submit** to save.

Your payment method has been updated.