



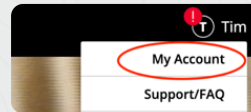
HOW TO CHANGE YOUR PAYMENT METHOD

STEP 1

Visit www.historyvault.com and sign in.

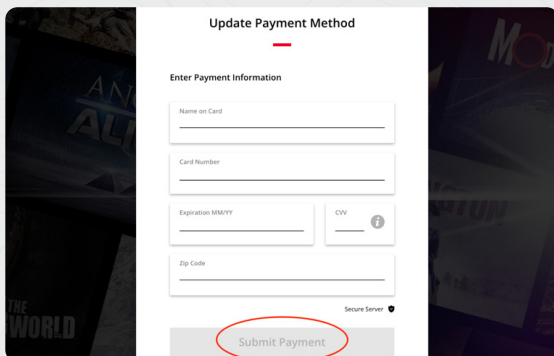
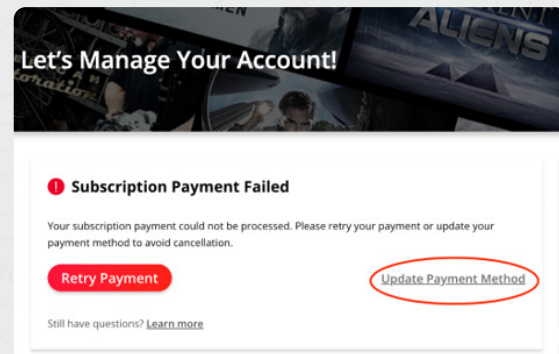
STEP 2

Click the profile icon in the top right corner to show the dropdown menu and click **My Account**.



STEP 3

From the Account page, under the Plan section, click **Update Payment Method**.



STEP 4

Enter your new Streaming Rewards card information and click **Submit Payment** to save.

Your payment method has been updated.